



Solutions for the Future
557 Kenny Wren Road • P.O. Box 350 • Dillingham, AK 99576
Ph: 907-842-5251 • Fx: 907-842-2799 • www.nushtel.com

Meeting to be held via Zoom!

Call in numbers 253-215-8782

Zoom link-- go to

<https://us02web.zoom.us/j/85668497980?pwd=RWRscVg0VFlaSThMQVppeTlnNU92dz09>

Meeting ID: 856 6849 7980

Password: 495348

Board of Directors Regular Scheduled Board Meeting

Tuesday, October 19, 2021 7:00 pm

Revised Agenda

- I. **Call to Order**
- II. **Roll Call/Determination of Quorum**
- III. **Approval of Agenda** **ACTION**
 - A. Approval of Agenda October 19, 2021.
- IV. **Approval of Minutes** **ACTION**
 - A. Approval of September 21, 2021 Regular Scheduled Board Meeting Minutes.
- V. **Introduction of Guests and Member Comments**
 - I. **Reports**
 - A. Bob Himschoot, CEO/GM – Written Report

- B. Angela Thames, Business Office Supervisor – Written Report
- C. Trung Vo, Telecom Operations Manager – Written Report
- D. Jim Denslinger, Power Plant Superintendent – Written Report
- E. Will Chaney, Electric Operations Manager – Written Report
- F. Angie Venua, Senior Accountant – Written Report

VII Safety Moment--- Handout

Don Maynor from ARECA Insurance will do a brief presentation.

VIII Discussion/Review Items:

- A. General Board Discussion.
- B. General CEO Discussion.
- C. March 15, 2022 set for Nushagak Cooperative’s Annual Meeting.

IX. Action Items:

- A. Names for Nominating and Election Committee for 2022 Nushagak Cooperative Annual Meeting.
- B. Directory Cover photo contest.
- C. Show Us Your Christmas Lights contest.

X. Director Items:

- A. Future Board Items/New Business
- B. Unfinished Business
- C. Future Meetings & Conference Dates:
 - 1. NWPPA/APA Alaska Electric Utility Conference October 25-28 Anchorage, AK
 - 2. ATA 2021 Tech Showcase October 26-28 Anchorage, AK
 - 3. ATA 2022 Winter Conference January 23-26. Big Island Hawaii

XI. Adjournment

The Board reserves the right to move into executive session with regard to any item on the agenda or otherwise as provided by law.



Solutions for the Future

557 Kenny Wren Road • P.O. Box 350 • Dillingham, AK 99576

Ph: 907-842-5251 • Fx: 907-842-2799 • www.nushtel.com

Regular Scheduled Board of Directors Meeting

Tuesday, September 21, 2021

Nushagak Cooperative Board Room, 7:00 p.m.

MINUTES

Call to Order: Board President, Pete Andrew called the Regular Scheduled Board of Directors Meeting to order on Wednesday, August 25, 2021, in the Nushagak Cooperative Board Room. The time was 7:00 p.m.

Directors Present: *(Quorum Established)*

Pete Andrew, President,
Henry Strub, Vice-President,
Chris Napoli, Director (Zoom)
Bruce Baltar, Director
Josh Bullock, Director (Zoom)

Annie Fritze, Secretary
Wanda Wahl, Treasurer (Zoom)
Steve Noonkesser, Director
Sue Flensburg, Director,

Directors Absent: None

Staff Present: Robert Himschoot, CEO/GM
Trung Vo, Telecom Operations Manager
Angie Venua, Senior Accountant
Jim Denslinger, Power Plant Superintendent (Zoom)
Angela Thames, Business Office Supervisor

Guests: None

Approval of Agenda: Wanda Wahl motioned, and Henry Strub seconded the motion to approve the September 21, 2021, Regular Scheduled Board Meeting agenda. The motion carried 9-0.

Approval of Minutes: Annie Fritze motioned, and Bruce Baltar seconded the motion to approve the August 25, 2021, Re-scheduled Board Meeting with changes. The motion carried 9-0.

Guests and Member Comments: None

Reports:

- A. Bob Himschoot – Submitted a written report. Chris Napoli asked if we were running against any side bars on any of the loans we have. Bob Himschoot stated that no we are not in danger of that this year.
- B. Angela Thames – Submitted a written report. Annie Fritze asked how many member's emails would be discontinued when Nushagak quits offering the nushtel.net and .com emails and how much would be saved by discontinuing. Trung Vo stated that 63 members would be affected, and the savings will be \$9,600/yr.
- C. Trung Vo – Submitted a written report. Chris Napoli stated that he was glad to read about the cross training and teamwork from Nushagak employees that happened during the repair of the fiber at Levelock.
- D. Jim Denslinger– Submitted a written report.
- E. Will Chaney– Submitted a written report. Bruce Baltar asked who the Shade Energy Group. Pete Andrew asked to defer the question until CEO Discussion.
- F. Angie Venua– Submitted a written report. Annie Fritze asked what check #797 was written for. Trung Vo stated that it was for the engineering firm doing the Levelock project.

Safety Moments: Read by Will Chaney.

Discussion/Review:

- A. General Board Discussion – Pete Andrew asked to pick up the question from Bruce Baltar during the reports. Bruce asked what the Shade Energy Group was. Mr. Himschoot stated that it is a project to develop natural gas headed up by George Shade, Jacqueline Shade and Ray Scandura. The group approached Nushagak management about developing the project with them. Nushagak was given information from the group including contacts at BIA. Jim Denslinger and made some calls to see what it would take to convert our generators to natural gas on a very general basis. Nushagak found that the group has a long way to go to even see if there is any feasibility for the project. Mr. Himschoot sent the group a response and stated that if they wanted to go forward with their feasibility studies that he would ask the board for a support resolution to say that we would be willing to consider converting if the supply was there and it was financially sound for Nushagak to do so. Mr. Himschoot stated at this time the group is a long way from presenting this project to the board for support. Bruce Baltar asked where they would source the gas. Mr. Himschoot stated the group has a 40-acre allotment at the end of Squaw Creek Road. Mr. Himschoot said that the gas is an unknown source and how to refine it is unknown at this time.

- B. General CEO Discussion – Mr. Himschoot gave updates on the Nuyakuk Hydro Project. He stated Nushagak had their first public outreach meeting and met with the BBEDC board. Corey Warnock gave an update on the Nuyakuk Hydro Project.

Action Items:

- A. 2022 NRECA Benefit Renewal. Sue Flensburg motioned, and Steve Noonkesser seconded the motion to renew the 2022 NRECA Employee Benefits. The motion passed 9-0
- B. Schedule 2022 Nushagak Cooperative Annual Meeting. The board agreed to pencil in March 15th, 2022
- C. Broadband Package Tariff Change. Bruce Baltar motioned, and Annie Fritze seconded the motion to accept the changes to the Broadband package. The motion passed 9-0
- D. Resolution 2021-13 Patronage Capital- Early Retirement of Estates. Sue Flensburg motioned, and Bruce Baltar seconded the motion to approve Resolution 2021-13. The motion passed 9-0
- E. Resolution 2021-14 Patronage Capital- Early Retirement of Estates. Sue Flensburg motioned, and Bruce Baltar seconded the motion to approve Resolution 2021-14. The motion passed 9-0

Executive Session. AS 10.25.175 Board Meeting Open: Exceptions: Remedy-(C1) matters, the immediate knowledge of which would clearly have an adverse effect upon the finances of the public entity.

Sue Flensburg motioned, and Steve Noonkesser seconded the motion to move into executive session. The times was 8:10pm The motion carried 9-0.

Motion: Steve Noonkesser motioned, and Bruce Baltar seconded the motion to move out of Executive Session. The time was 9:08pm. The motion carried 9-0.

Executive Session. AS 10.25.175 Board Meeting Open: Exceptions: Remedy-(C1) matters, subjects that tend to prejudice the reputation and character of any person, provided the person may request public discussion.

Sue Flensburg motioned, and Steve Noonkesser seconded the motion to move into executive session. The times was 9:25 pm The motion carried 9-0.

Motion: Steve Noonkesser motioned, and Bruce Baltar seconded the motion to move out of Executive Session. The time was 9:54 pm. The motion carried 9-0.

Future Board Items-

Unfinished Business-

Future Meetings & Conference Dates:

Adjournment- Bruce Baltar motioned to adjourn and Annie Fritze seconded the motion. With no further business before the board President Pete Andrew adjourned the September 21, 2021, Regular Scheduled Board of Directors Meeting at 9:56 p.m.

Respectfully Submitted By:

Gayla Powers, Human Resource Generalist 10/19/2021
Date

Approved By:

Annie Fritze, Secretary Date



Solutions for the Future
Nushagak Electric & Telephone Cooperative, Inc.
557 Kenny Wren Road • P.O. Box 350 • Dillingham, AK 99576
Ph: 907-842-5251 • Fx: 907-842-2799 • www.nushtel.com

10/12/2021

Prepared by Robert Himschoot
CEO/GM

Electric:

- Nuyakuk Hydro Project
 - We are looking at two options for re-initiating the FERC licensing process and have requested stakeholder input:
 - Re-file PSP with FERC on 11/1/21
 - Formal study seasons in 2022 and 2023
 - Condensed (but doable) permitting and logistical prep period in late 2021 and early 2022
 - Informal and formal meetings would likely need to be virtual during the winter months of 21/22 due to persistent COVID issues
 - Re-file PSP with FERC on 3/1/22
 - Formal study seasons in 2023 and 2024
 - 2022 could be utilized to hold agency site visits to confirm appropriate methods for specific locations
 - 2022 would be used to collect requisite geotechnical data, install site-specific stream gage and complete temporary housing for scientific study staff
 - Would potentially allow for in-person formal and informal meetings associated with project study progress, status updates, etc....
- Supplemental Heat project
 - Material has been organized for build start.
 - EPC powerhouse mechanical installation is largely completed
 - Pipe installation and recipient heat exchanger work to be delayed to spring 2022
- Control Room and Fuel Transfer upgrade work will be completed in November and December 2021

Telecom:

- ReConnect Broadband Project
 - Environmental, Design and ROW acquisition underway, coordination established between NETC team and USDA team.
 - Finalizing quote for fiber purchase
 - Project is in early stages but is on time and budget.
- GCI Cell backhaul

This institution is an equal opportunity provider and employer.

If you wish to file a Civil Rights program complaint of discrimination, complete the USDA Program Discrimination Complaint Form, found online at http://www.ascr.usda.gov/complaint_filing_cust.html, or at any USDA office, or call (866) 632-9992 to request the form. You may also write a letter containing all of the information requested in the form. Send your completed complaint form or letter to us by mail at U.S. Department of Agriculture, Director, Office of Adjudication, 1400 Independence Avenue, S.W., Washington, D.C. 20250-9410, by fax (202) 690-7442 or email at program.intake@usda.gov.



Solutions for the Future

Nushagak Electric & Telephone Cooperative, Inc.
557 Kenny Wren Road • P.O. Box 350 • Dillingham, AK 99576
Ph: 907-842-5251 • Fx: 907-842-2799 • www.nushtel.com

- Only Clark's Point to finish.
- Clark's and Manokotak upgrades
 - STG work is completed.
 - Inhouse installation of power, environmental, radios and transport equipment is underway.

Other:

- Emergency Broadband Benefit
 - Federal program funded by COVID relief dollars.
 - Will provide \$75/month to qualified Broadband subscribers until funding runs out.
 - 88 Members have receiving benefits so far (over 10% of all accounts)
- Fuel delivery
 - The fall fuel delivery began on the 11th and will take two trips with the barge to complete
 - We are taking 650K gallons
 - Estimated price per gallon is \$2.2069/gallon delivered (\$1.8219 fuel and \$.385 delivery)
 - Based on the estimate (actual beginning fuel levels will vary) this will raise our FSC to \$.1509 from \$.1432, an increase of \$.0077

This institution is an equal opportunity provider and employer.

If you wish to file a Civil Rights program complaint of discrimination, complete the USDA Program Discrimination Complaint Form, found online at http://www.ascr.usda.gov/complaint_filing_cust.html, or at any USDA office, or call (866) 632-9992 to request the form. You may also write a letter containing all of the information requested in the form. Send your completed complaint form or letter to us by mail at U.S. Department of Agriculture, Director, Office of Adjudication, 1400 Independence Avenue, S.W., Washington, D.C. 20250-9410, by fax (202) 690-7442 or email at program.intake@usda.gov.



Solutions for the Future

557 Kenny Wren Road • P.O. Box 350 • Dillingham, AK 99576
Ph: 907-842-5251 • Fax: 907-842-2799 •
www.nushtel.com

10/19/2021 Regular Scheduled Board Meeting
CUSTOMER SERVICE
PUBLIC RELATIONS, DIRECTORY

Prepared by Angela Thames

- As of October 11, 2021, there were 498 out of 1141 active telephone/internet/cable members and 454 out of 1007 active electric members that have created online “Smarthub” accounts. There is a promotion running for \$10 off one account (communications or Electric) if a member signs up for an online account(s).
- From September 1-30, 2021, the Customer Service department received 2009 calls from Nushagak Cooperative’s main number (842-5251).
- During the month of September, the Customer Service Department processed 55 Electric service orders, 202 telephone/cable/internet service orders and 67 telephone/cable/internet Trouble Tickets.
- **2022 Directory Cover Photo contest** ended on October 1, 2021. There were 34 photo entries by 8 members. Bit Bucket Punch Cards were mailed the participating members on 10/6/21. The top 5 photos are attached. Please chose a photo for the front cover and one for the back cover.
- **Emergency Broadband (EBB) program:** A large percentage of members qualify for \$75.00 off their internet service through the USDA Free Lunch Program. Members must visit getemergencybroadband.org to qualify and then contact the Customer Service Office to be enrolled and received the discount. There are 88 members currently enrolled in the program. I will continue to advertise and encourage members to take advantage of this program.
- **Nushtel.com & Nushatel.net email:** Nushagak will discontinue this service as of December 31, 2021. Notice will be emailed to the users once a month, posted to the Nushagak website, and will be posted on Facebook frequently.
- **2022 Annual Membership Meeting:** Board Members that are up for re-election are Bruce Baltar, Sue Flensburg, and Wanda Wahl. The Annual Meeting is scheduled for Tuesday, March 15, 2021. The paperwork to reservice the elementary school gym, library and lunchroom has already been submitted. The meeting will be held both in person and virtually. The school does not foresee shutting down but if it happens the meeting will be held virtually only.



Solutions for the Future
Nushagak Electric & Telephone Cooperative, Inc.
557 Kenny Wren Road • P.O. Box 350 • Dillingham, AK 99576
Ph: 907-842-5251 • Fx: 907-842-2799 • www.nushtel.com

TELECOM OPERATIONS REPORT

October 2021

Prepared by Trung Vo

- Division 2
 - Distribution equipment migration is on hold to work other projects.
 - Prepping for cutover to Adtran equipment in Manokotak. Waiting on City for pole access with bucket truck.
 - Completed fiber to Manokotak heights cell site.
 - Installing new distribution gear in Manokotak.
 - Prepping to terminate Clarks Point cell site fiber.
- Division 3
 - Ongoing plant maintenance changing out old taps.
 - Replacing drops, maintaining trouble tickets and service orders.
 - New bucket truck has arrived and oldest one is going up for auction.
- Clarks Point and Manokotak Build
 - Manokotak is 95% complete. Need to wire out power and provision the radio.
 - Clarks Point is 80% complete. AC has been installed, DC power, batteries, and other equipment to be installed remains. Equipment has arrived and inside AC work on going.
- Levelock Fiber
 - Received fiber material list for procurement.
 - Desk top review and Right of Way acquisition on going.
- Outages
 - 9/20 Levelock radio card failed, radio was power cycled due to high winds to restore. Down about 4hrs.
 - 9/25 Levelock radio card failed, card was replaced, suspect flies and covered radio to prevent further flies from getting into the radio. Down about 6hrs.
 - 10/11 Muklung radio lost its entire configuration. Tried other cards and other SD cards with no change. Factory defaulted radio and rebuilt it. Down about 15hrs.

This institution is an equal opportunity provider and employer.

If you wish to file a Civil Rights program complaint of discrimination, complete the USDA Program Discrimination Complaint Form, found online at http://www.ascr.usda.gov/complaint_filing_cust.html, or at any USDA office, or call (866) 632-9992 to request the form. You may also write a letter containing all of the information requested in the form. Send your completed complaint form or letter to us by mail at U.S. Department of Agriculture, Director, Office of Adjudication, 1400 Independence Avenue, S.W., Washington, D.C. 20250-9410, by fax (202) 690-7442 or email at program.intake@usda.gov.

000010



Solutions for the Future

Nushagak Electric & Telephone Cooperative, Inc.
557 Kenny Wren Road • P.O. Box 350 • Dillingham, AK 99576
Ph: 907-842-5251 • Fx: 907-842-2799 • www.nushtel.com

ELECTRIC GENERATION REPORT

October 19, 2021

Prepared by Jim Denslinger

Generation

- The new Supplemental Heat Energy (SHE) distribution piping in the power plant is complete apart from the main heat exchangers behind the plant. This portion of the project has been delayed as well as the underground portion in order to preserve service to the plant and schools through the winter months. Avoiding potential delays in installation.
- The fuel control panel work, and server move is nearly complete. A commissioning team will on site next week
- No major outages since the last scheduled board meeting.
- We produced 1,273,161 kilowatt hours August 15, 2021 through Sept 15, 2021

This institution is an equal opportunity provider and employer.

If you wish to file a Civil Rights program complaint of discrimination, complete the USDA Program Discrimination Complaint Form, found online at http://www.ascr.usda.gov/complaint_filing_cust.html, or at any USDA office, or call (866) 632-9992 to request the form. You may also write a letter containing all of the information requested in the form. Send your completed complaint form or letter to us by mail at U.S. Department of Agriculture, Director, Office of Adjudication, 1400 Independence Avenue, S.W., Washington, D.C. 20250-9410, by fax (202) 690-7442 or email at program.intake@usda.gov.

Electric Operations Board Report

10-11-21

Prepared by: Will Chaney

- ✚ Completed all work on Utility side for City Dock URD conversion, waiting for the City dock to convert their service so we can cut over and wreck out aerial primary, opening up the yard in front of the City dock office.
- ✚ Supplemental heat install pushed back to Spring of 2022 due to time constrains and service reliability issues
- ✚ Preparing 2022 budget
- ✚ Attended APA Legal Workshop in Anchorage with Kempel, Huffman and Ellis, covering Easements, Covid, OSHA and other topics
- ✚ Conducted the Nuyakuk Public Meetings on 9-21 and 23 via Zoom
- ✚ New metering system slated to ship after first of year due to chip shortages. Network will be built out, and then Meter change outs after network is up
- ✚ Working with BBNA Forestry to contract with them to clear ROW along Aleknagik Lake road
- ✚ Planning physical inventory count in November



**CHECKBOOK SUMMARY AND
FINANCIAL STATEMENTS
FOR THE PERIOD ENDING
AUGUST 31, 2021**

NUSHAGAK COOPERATIVE, INC.
 August 31, 2021 Report to the Board of Directors
 Prepared by Angie Venua, Senior Accountant

FINANCE
CHECKBOOK SUMMARY - AUGUST 31, 2021

	Y-T- D Current	Y-T- D Budget
DIVISION #1 - Electric:		
Revenues	\$ 6,310,879	\$ 5,271,661
Expenses	<u>\$ 5,106,997</u>	<u>\$ 4,871,541</u>
Patronage Capital/Margins	<u>\$ 1,203,882</u>	<u>\$ 400,120</u>
DIVISION #2 - Telephone:		
Revenues	\$ 2,928,777	\$ 2,936,830
Expenses	<u>\$ 2,509,929</u>	<u>\$ 2,498,744</u>
Patronage Capital/Margins	<u>\$ 418,848</u>	<u>\$ 438,086</u>
DIVISION #3 - Cable TV/Internet		
Revenues	\$ 1,420,258	\$ 1,024,896
Expenses	<u>\$ 1,158,646</u>	<u>\$ 610,056</u>
Patronage Capital/Margins	<u>\$ 261,612</u>	<u>\$ 414,840</u>
CONSOLIDATED:		
Revenues	\$ 10,659,914	\$ 9,233,387
Expenses	<u>\$ 8,775,572</u>	<u>\$ 7,980,340</u>
Patronage Capital/Margins	<u>\$ 1,884,342</u>	<u>\$ 1,253,047</u>

	<u>Current Accounts Receivable</u>	<u>Past Due 31 days - and over</u>
Electric	\$ 671,182	\$ 99,011
Telephone/Cable/Internet	\$ 228,646	\$ 47,703

NOTES: OVER

Electric	30 DAY	60 DAY	90 DAY
	\$65,570.99	\$3,780.13	\$29,660.15
Telephone	30 DAY	60 DAY	90 DAY
	\$38,010.94	\$2,855.07	\$6,837.25

NOTES:
 Electric and Telephone major items accounting differences will be included quarterly.

file:angelita:board reports:2021 Board Reports
 10/8/2021

Nushagak Cooperative
Cash Flow Statement
Sept 2020 - Aug 2021

MONTH	Sep-20	Oct-20	Nov-20	Dec-20	Jan-21	Feb-21	Mar-21	Apr-21	May-21	Jun-21	Jul-21	Aug-21
BALANCE BROUGHT FORWARD:	\$3,735,317	\$2,931,047	\$2,733,139	\$3,305,209	\$3,645,785	\$2,325,228	\$2,373,419	\$2,312,880	\$2,455,631	\$2,205,067	\$1,456,831	\$2,151,630
CASH RECEIVED												
LN 1 Electric Service	912,377	696,407	558,867	829,391	553,586	530,000	535,122	552,149	508,177	644,893	618,290	1,300,063
LN 2 PCE Reimbursement	49,595	51,998	-	103,911	55,930	54,495	109,495	51,789	-	51,094	49,458	-
LN 3 Telephone/Cable Service	276,591	298,313	318,694	474,564	257,636	213,805	242,581	242,338	243,269	279,966	271,448	274,257
LN 4 Long Distance Affiliates	270,457	172,318	208,513	202,707	196,172	171,471	199,511	200,537	197,887	198,840	189,480	154,853
LN 5 Other: Grant Funds from RUS/Long Term Loan RUS	-	-	325,000	-	-	-	-	-	-	-	-	-
LN 6 CoBank Short Term Loan (Fuel)	-	-	794,567	-	-	-	-	-	-	1,519,980	-	-
LN 7 Paycheck Protection Program Loan	-	-	-	-	-	-	-	-	-	-	-	-
LN 8 CFC Short Term for Powerplant Upgrade	-	-	-	-	-	-	-	-	-	-	-	-
LN 9 CFC Long Term Loan (Reconnect Project)	-	-	-	-	-	-	-	-	-	-	1,219,149	-
LN 10 Miscellaneous	97,671	2,189	-	-	-	-	6,519	3,396	-	8,625	13,169	8,419
LN 11 TOTAL CASH RECEIVED	1,606,691	1,221,225	2,205,641	1,610,573	1,063,324	969,771	1,093,228	1,050,210	949,333	2,703,397	2,360,994	1,737,592
LESS:												
CASH DISBURSED												
LN 11 Check Register (A/P & C/D)	1,356,630	880,757	335,375	310,141	832,131	398,886	468,621	461,135	775,498	412,810	689,319	471,763
LN 12 Electronic Transfers (Bank or Phone)	-	-	-	-	-	-	-	-	-	-	-	-
LN 13 Payroll (Direct Deposits) & Payroll Taxes	216,071	225,770	233,906	355,282	100,829	204,025	181,560	232,839	205,946	215,811	220,267	211,068
LN 14 RUS/CFC/CoBank-Principal&Interest/L-T-D	267,885	-	-	268,536	-	-	271,144	-	-	271,185	-	-
LN 15 Disbursement of Capital Credits	-	-	-	-	-	-	-	-	-	-	-	-
LN 16 CFC/CoBank -Princ & Int Payments(short term loan)	197,457	96,873	96,546	163,188	164,078	163,720	163,198	162,948	162,568	162,234	195,579	197,927
LN 17 Fuel Purchase	-	-	794,567	-	-	-	-	-	-	1,519,980	-	-
LN 18 Misc. Vendors	372,918	215,732	173,177	172,849	1,286,842	154,949	69,244	50,536	55,885	869,613	561,030	67,972
LN 19 Total Electronic Transfers:	1,054,331	538,376	1,298,196	959,855	1,551,749	522,694	685,145	446,324	424,399	3,038,823	976,876	476,967
LN 20 TOTAL CASH DISBURSED	2,410,961	1,419,133	1,633,571	1,269,996	2,383,880	921,580	1,153,766	907,459	1,199,897	3,451,633	1,666,195	948,730
LN 21 TOTAL CASH	\$2,931,047	\$2,733,139	\$3,305,209	\$3,645,785	\$2,325,228	\$2,373,419	\$2,312,880	\$2,455,631	\$2,205,067	\$1,456,831	\$2,151,630	\$2,940,492
Investments:												
LN 22 Cash in Drawer	\$ 1,300	Comments:										
LN 23 Wells Fargo & Cap Cr & Misc Adj	\$ 177,075	Outstanding principal loan balances as of August 31, 2021:										
LN 24 Wells Fargo Funds - General Funds	\$ 2,138,206	Electric loan from Telephone \$ 954,144 general ledger #1.224.201 Long-Term Debt										
LN 25 Key Bank Certificate of Deposit - Telephone	\$ 114,392	CFC Telephone Long Term 7,101,629 #2.402.010 Long Term Debt Microwave Built										
LN 26 Sinking Fund .01250% of electric revenues	\$ -	CoBank Fuel Loan 1,061,226 #1.231.300 Short-Term Debt Fuel Loan										
LN 27 Sinking Fund-Key Bank Certificate	\$ 509,518	RUS Loan 12,632,332 # 1.224.200 Long Term Debt Power Plant Upgrade										
LN 28 Total Investments	\$ 2,940,492	CFC Tel Long Term 1,219,149 # 2.402.000 Long Term Debt KMO Transport Upgrade										
		22,968,480										
Breakdown of Cash by Main Division:												
LN 29 Electric Division	\$994,902	PPP Loan 584,608 #1.231.320.00 - The Payroll Forgiveness Application has been submitted on April 26, 2021 and is forgiven in full dated June 25, 2021 per Wells Fargo.										
LN 30 Telephone Division	\$1,945,590											
LN 31 Total Cash	\$2,940,492											

Accounts Payable

Check Register

08/01/2021 To 08/31/2021

Bank Account: 1 - Electric(Checks, wire xfer & ACH)

Check / Date	Pmt	Vendor	Vendor Name	Reference	Amount
Tran	Type				
429 08/31/2021	WIRE	749	WELLS FARGO CC	AUG CC CHARGES	15,616.24
433 08/31/2021	WIRE	944	TRS CONTRIBUTION FEDERAL	TRS PAYMENT 08/31/2021	1,203.93
434 08/31/2021	WIRE	929	USAC	USAC PAYMENT 08/31/2021	11,397.97
435 08/31/2021	WIRE	930	FEDERAL EXCISE TAX	FEDERAL EXCISE TAX 08/31/2021	778.03
436 08/31/2021	WIRE	931	CSD - STATE TRS	CSD - STATE TRS PAYMENT 08/31/2021	12.56
437 08/31/2021	WIRE	932	AECA/AUSF	AECA/AUSF PAYMENT 07/31/2021	4,759.74
438 08/31/2021	WIRE	933	BANK SERVICE FEES	BANK SERVICES FEES 08/31/2021	1,776.41
439 08/31/2021	WIRE	934	CREDIT CARD SERVICE FEES	CREDIT CARD SERVICE FEES 08/31/2021	5,088.46
440 08/31/2021	WIRE	935	PAYROLL TAXES	PAYROLL TAXES 08/31/2021	58,009.24
441 08/31/2021	WIRE	936	NEOPOST	NEOPOST PAYMENT 08/31/2021	2,000.00
442 08/31/2021	WIRE	937	401K CONTRIBUTIONS	401K CONTRIBUTIONS 07/31/2021	14,305.22
443 08/31/2021	WIRE	938	401K LOAN PAYMENTS	401K LOAN PAYMENTS 08/31/2021	3,512.63
444 08/31/2021	WIRE	939	COBANK LOAN (PRINCIPAL)	COBANK FUEL LOAN PRINCIPAL 08/31/2021	194,669.90
445 08/31/2021	WIRE	940	COBANK LOAN (INTEREST)	COBANK FUEL LOAN INTEREST 08/31/2021	3,257.12
446 08/31/2021	WIRE	941	ICONNECTIVE	iCONNECTIVE PAYMENT 08/31/2021	105.83
44940 08/04/2021	CHK	755	AML	DEMMURRAGE CHARGES	360.00
44941 08/04/2021	CHK	591	BIGFOOT LGM INC	PAPER PRODUCTS & COFFEE	1,274.25
44942 08/04/2021	CHK	19	CITY OF DILLINGHAM	LANDFILL FEES	200.00
44943 08/04/2021	CHK	59	COASTAL POWER CONTRACTORS INC.	CLARKS POINT PROJECT	4,634.84
44944 08/04/2021	CHK	572	GENERAL PACIFIC INC	STIRRUP HOT LINE 4-4/0 ACSR	1,980.00
44945 08/04/2021	CHK	182	GRAYBAR ELECTRIC COMPANY INC.	TELEPHONE PARTS	1,400.88
44946 08/04/2021	CHK	38	NAPA AUTO PARTS	FLOOR MAT & BATTERY	5,320.36
44947 08/04/2021	CHK	955	NELS JOHNSON	SNOW PLOW AT ALEK CO - 03/05/2021	150.00
44948 08/04/2021	CHK	759	TRUE NORTH AIR LLC	DLG/CLP RT + ST BY TIME ED & TRUNG	1,175.00
44949 08/04/2021	CHK	848	TRUNG VO	DINNER - JEFF/NOAH JJC CABLE CUT	52.02
44950 08/04/2021	CHK	63	WESCO RECEIVABLES CORP	DEMMURRAGE CHARGES	180.00
44951 08/10/2021	CHK	998	DRAVEN CLAVETTE	CREDIT BALANCE REFUND	106.09
44952 08/10/2021	CHK	998	CARLOS GLOKO SR	CREDIT BALANCE REFUND	120.69
44953 08/10/2021	CHK	998	HANNAH HENDRICKSON	CREDIT BALANCE REFUND	103.90
44954 08/10/2021	CHK	465	HENRY STRUB	FIXED FEES	600.00
44955 08/10/2021	CHK	999	LES KAYOUKLUK	INACTIVE REFUND	2,132.98
44956 08/10/2021	CHK	999	EILEEN M LEWIS	INACTIVE REFUND	1,168.36
44957 08/10/2021	CHK	998	ATANEQ NODEN	CREDIT BALANCE REFUND	162.98
44958 08/10/2021	CHK	467	PETER ANDREW	FIXED FEES	600.00
44959 08/10/2021	CHK	862	SUSAN FLENSBURG	FIXED FEES	600.00
44960 08/10/2021	CHK	998	DYLAN WASSILY	CREDIT BALANCE REFUND	206.79
44961 08/10/2021	CHK	998	PAULETTE WILLIAMS	CREDIT BALANCE REFUND	32.48
44962 08/13/2021	CHK	647	ADVANCED MEDIA TECHNOLOGIES INC	DSAM-6000BXT-D3	7,413.70
44963 08/13/2021	CHK	59	COASTAL POWER CONTRACTORS INC.	WO#200701	2,838.61
44964 08/13/2021	CHK	915	MICKEY FOSTER	NUYAKUK FALLS CABIN WORK	750.00
44965 08/13/2021	CHK	84	N C MACHINERY	FILTERS	1,306.20
44966 08/13/2021	CHK	38	NAPA AUTO PARTS	UNIT # 1	4,761.24
44967 08/13/2021	CHK	190	STELLING ENTERPRISE	GAS UNIT # 68	586.43

44968	08/13/2021	CHK	759	TRUE NORTH AIR LLC	ED. WILLIS - CLP	430.00
44969	08/13/2021	CHK	839	WILLIAM CHANEY	TRAVEL PERDIEM	937.50
44970	08/16/2021	CHK	859	AIRGAS USA, LLC	CYLINDER RENTAL	267.06
44971	08/16/2021	CHK	252	ALASCOM INC DBA AT & T ALASCOM	MONTHLY CHARGES	2,946.51
44972	08/16/2021	CHK	803	ALASKA COMMUNICATIONS	MONTHLY IT CHARGES	3,212.20
44973	08/16/2021	CHK	255	ALASKA COMMUNICATIONS SYSTEMS	FACILITY ACCESS SERVICE	877.24
44974	08/16/2021	CHK	847	APPLEGATE ENTERPRISES	CLEANING SERVICES	2,900.00
44975	08/16/2021	CHK	71	ARCTIC OFFICE PRODUCTS	TONER FREIGHT	28.35
44976	08/16/2021	CHK	307	AT&T	LONG DISTANCE CHARGES	496.16
44977	08/16/2021	CHK	952	BIG RAY'S	LINE CREW GEAR	3,378.49
44978	08/16/2021	CHK	593	CATALYST MARKETING INNOVATIONS L	WEBMASTER SERVICES	65.00
44979	08/16/2021	CHK	293	CITY OF CLARKS POINT	TELECOMMUNICATIONS CITY SALES TAX	72.63
44980	08/16/2021	CHK	19	CITY OF DILLINGHAM	SEWER FEES	388.45
44981	08/16/2021	CHK	19	CITY OF DILLINGHAM	TELECOMMUNICATIONS CITY SALES TAX	10,359.57
44982	08/16/2021	CHK	19	CITY OF DILLINGHAM	AUGUST 2021 E911	1,709.48
44983	08/16/2021	CHK	19	CITY OF DILLINGHAM	ELECTRIC UTILITY CITY SALES TAX	17,450.46
44984	08/16/2021	CHK	292	CITY OF MANOKOTAK	TELECOMMUNICATIONS CITY SALES TAX	39.09
44985	08/16/2021	CHK	696	CLARKS POINT VILLAGE COUNCIL	ELECTRIC CHARGES	1,292.00
44986	08/16/2021	CHK	550	DIRECTORY PUBLISHING SOLUTIONS INC	MONTHLY CHARGES	410.60
44987	08/16/2021	CHK	643	GAYLA POWERS	REIMBURSEMENT OF EXPENSES	34.98
44988	08/16/2021	CHK	331	GCI	MONTHLY CHARGES	1,644.55
44989	08/16/2021	CHK	595	GCI	WIRELESS SERVICES	781.50
44990	08/16/2021	CHK	67	KEMPEL HUFFMAN & ELLIS PC	PROFESSIONAL CHARGES	1,689.37
44991	08/16/2021	CHK	739	LEPTON GLOBAL SOLUTIONS, LLC	JULY 2021 SERVICES	1,912.00
44992	08/16/2021	CHK	320	MICROCOM	AUGUST 2021 NVP PROGRAMMING	22,443.61
44993	08/16/2021	CHK	304	NEUSTAR INC	CNAM(T235951)	370.58
44994	08/16/2021	CHK	638	NISC	SOFTWARE LICENSE & MAINTENANCE	4,864.21
44995	08/16/2021	CHK	147	NRECA	GROUP INS TRUST CONTRIBUTION	54,687.25
44996	08/16/2021	CHK	606	NRECA	RETIREMENT SECURITY PLAN ADMN FEE	2,376.88
44997	08/16/2021	CHK	607	NRECA	GROUP INS ADMINISTRATIVE FEE	4,444.26
44998	08/16/2021	CHK	45	NRECA RETIREMENT SECURITY PLAN	RETIREMENT SECURITY PLAN TRUST CONTRIBUT	76,964.27
44999	08/16/2021	CHK	336	NUSHAGAK COOPERATIVE	ELECTRIC CHARGES	21,979.39
45000	08/16/2021	CHK	890	QUADIANT, INC.	POSTAGE MACHINE - STANDARD MAINTENANCE	823.52
45001	08/16/2021	CHK	789	S360	PROFESSIONAL CHARGES	500.00
45002	08/16/2021	CHK	581	TRANSACTION NETWORK SERVICES INC	800 DATABASE SERVICES	147.13
45003	08/20/2021	CHK	1	ALASKA VOCATIONAL TECHNICAL CENT	ICHAPMAN SCHOLARSHIP AWARD 2021	1,000.00
45004	08/20/2021	CHK	1	COLORADO SCHOOL OF MINES	LWULVIK SCHOLARSHIP AWARD 2021	1,500.00
45005	08/20/2021	CHK	1	DAKOTA WESLEYAN UNIVERSITY	CHINK SCHOLARSHIP AWARD 2021	500.00
45006	08/20/2021	CHK	1	FORT LEWIS COLLEGE	AWHITCOMB SCHOLARSHIP AWARD	1,000.00
45007	08/20/2021	CHK	1	FORT LEWIS COLLEGE	TSCHROEDER SCHOLARSHIP AWARD 2021	1,000.00
45008	08/20/2021	CHK	1	HASKELL INDIAN NATIONS UNIVERSITY	BDRAY SCHOLARSHIP AWARD 2021	1,500.00
45009	08/20/2021	CHK	1	MOODY BIBLE INSTITUTE CHICAGO	AMARX SCHOLARSHIP AWARD 2021	1,000.00
45010	08/20/2021	CHK	1	MOODY BIBLE INSTITUTE CHICAGO	MBERKOSKI SCHOLARSHIP AWARD 2021	1,000.00
45011	08/20/2021	CHK	1	NORTHERN ARIZONA UNIVERSITY	K LOPEZ SCHOLARSHIP AWARD	500.00
45012	08/20/2021	CHK	1	UNIVERSITY OF ALASKA ANCHORAGE	S O'CONNOR SCHOLARSHIP AWARD 2021	1,500.00
45013	08/20/2021	CHK	1	UNIVERSITY OF ALASKA ANCHORAGE	T SCHROEDER SCHOLARSHIP AWARD 2021	1,500.00
45014	08/20/2021	CHK	1	UNIVERSITY OF ALASKA ANCHORAGE	G ANDREWS SCHOLARSHIP AWARD 2021	1,000.00
45015	08/20/2021	CHK	1	UNIVERSITY OF ALASKA FAIRBANKS	L ITO SCHOLARSHIP AWARD 2021	1,000.00
45016	08/20/2021	CHK	1	UNIVERSITY OF HAWAII, HILO	VROQUE SCHOLARSHIP AWARD 2021	2,500.00
45017	08/20/2021	CHK	1	UNIVERSITY OF HAWAII, HILO	JEAN KRAUSE SCHOLARSHIP AWARD 2021	500.00
45018	08/20/2021	CHK	1	UNIVERSITY OF HAWAII, HILO	VIRGINIA ROQUE SCHOLARSHIP AWARD 2021	500.00
45019	08/20/2021	CHK	634	BAY AIR INC	NUYAKUK RIVER RT W. CHANEY	2,730.00
45020	08/20/2021	CHK	591	BIGFOOT LGM INC	SUPPLIES	215.95

45021	08/20/2021	CHK	265	BRISTOL BAY AIR SERVICE INC	T.VO & 2 KMO	4,480.00
45022	08/20/2021	CHK	59	COASTAL POWER CONTRACTORS INC.	WO#200701	1,680.00
45023	08/20/2021	CHK	39	L & M SUPPLIES	COMPANY PICNIC	84.88
45024	08/20/2021	CHK	832	ROETMAN EQUIPMENT SERVICES	MUKLUNG GENERATOR PARTS	606.04
45025	08/20/2021	CHK	641	STATE OF ALASKA	FILE#: PC81-0318K LO#: L2100266	39.00
45026	08/20/2021	CHK	759	TRUE NORTH AIR LLC	E. WILLIS CLP 8/4,6/2021 RT	1,440.00
45027	08/27/2021	CHK	198	ALASKA INDUSTRIAL HARDWARE INC	ORANGE POLY WARNING BARRIER FENCE	157.12
45028	08/27/2021	CHK	951	AMERIFIBER INC.	PORT RACK MOUNTS	10,929.48
45029	08/27/2021	CHK	591	BIGFOOT LGM INC	OFFICE CLEANING SUPPLIES	43.96
45030	08/27/2021	CHK	59	COASTAL POWER CONTRACTORS INC.	LABOR - WORK ORDER 20-07-01	910.00
45031	08/27/2021	CHK	788	DILLINGHAM WASTE MANAGEMENT LLC	DUMPSTER SERVICES	800.00
45032	08/27/2021	CHK	752	ELECTRIC POWER SYSTEMS	2021 SCADA SUPPORT	535.31
45033	08/27/2021	CHK	331	GCI	800 QUERY CHARGES	98.73
45034	08/27/2021	CHK	572	GENERAL PACIFIC INC	ELECTRIC SUPPLIES	10,507.02
45035	08/27/2021	CHK	182	GRAYBAR ELECTRIC COMPANY INC.	2 WAY CABLE SPLITTERS	255.52
45036	08/27/2021	CHK	39	L & M SUPPLIES	SHARK-BITES/SUPPLIES	141.51
45037	08/27/2021	CHK	920	LEVELOCK ELECTRIC CO-OP INC.	JULY 2021 ELECTRIC	1,237.50
45038	08/27/2021	CHK	778	MCMILLEN LLC	PROFESSIONAL CHARGES	24,030.25
45039	08/27/2021	CHK	38	NAPA AUTO PARTS	OIL FILTER - UNIT #65	53.19
45040	08/27/2021	CHK	535	REMOTE SATELLITE SYSTEMS INT'L	MONTHLY CHARGES	56.00
45041	08/27/2021	CHK	832	ROETMAN EQUIPMENT SERVICES	48 VOLT COOLING FANS - MUKLUNG GEN. PART	606.04
45042	08/27/2021	CHK	119	STATE OF ALASKA	PERMITTING - MSS02-AQ0214MSS02A:MSSTI	324.45
45043	08/27/2021	CHK	797	TEMPTTEL, INC.	RECONNECT DILLINGHAM TO LEVELOCK	103,796.25
45044	08/27/2021	CHK	759	TRUE NORTH AIR LLC	DLG/CLP RT	280.00
45045	08/27/2021	CHK	921	VANTAGE POINT	PROFESSIONAL CHARGES	4,493.00
45046	08/27/2021	CHK	711	VITUS ENERGY LLC	HEATING FUEL - OPS BLDG	589.53
Total for Bank Account - 1 : (122)						788,256.10
Grand Total : (122)						788,256.10

DIVISION 1

ELECTRIC

10/08/2021 3:33:02 pm

Page: 1

General Ledger Financial And Operating Report Electric Distribution

BALANCE SHEET FOR AUG 2021

Division: 1 Electric

	Last Year	This Year	Variance
ASSETS AND OTHER DEBITS			
1. Total Utility Plant in Service	31,457,667.46	32,004,854.19	547,186.73
2. Construction Work in Progress	2,558,574.71	2,663,750.92	105,176.21
3. Total Utility Plant (1 + 2)	34,016,242.17	34,668,605.11	652,362.94
4. Accum. Provision for Depreciation and Amort.	14,615,649.02	15,469,328.31	853,679.29
5. Net Utility Plant (3 - 4)	19,400,593.15	19,199,276.80	-201,316.35
6. Non-Utility Property (Net)	0.00	0.00	0.00
7. Invest. in Subsidiary Companies	0.00	0.00	0.00
8. Invest. in Assoc. Org. - Patronage Capital	76,146.76	79,380.96	3,234.20
9. Invest. in Assoc. Org. - Other - General Funds	0.00	0.00	0.00
10. Invest. in Assoc. Org. - Other - Nongeneral Funds	799,225.90	867,616.96	68,391.06
11. Invest. in Economic Development Projects	0.00	0.00	0.00
12. Other Investments	0.00	0.00	0.00
13. Special Funds	0.00	0.00	0.00
14. Total Other Property & Investments (6 thru 13)	875,372.66	946,997.92	71,625.26
15. Cash - General Funds	228,873.64	485,383.71	256,510.07
16. Cash - Construction Funds - Trustee	0.00	0.00	0.00
17. Special Deposits	0.00	0.00	0.00
18. Temporary Investments	500,114.64	509,517.96	9,403.32
19. Notes Receivable (Net)	0.00	0.00	0.00
20. Accounts Receivable - Sales of Energy (Net)	1,593,093.53	1,370,930.34	-222,163.19
21. Accounts Receivable - Other (Net)	60,393.76	99,710.81	39,317.05
22. Renewable Energy Credits	0.00	0.00	0.00
23. Material and Supplies - Electric & Other	2,367,963.82	2,306,551.11	-61,412.71
24. Prepayments	84,524.88	76,073.71	-8,451.17
25. Other Current and Accrued Assets	0.00	0.00	0.00
26. Total Current and Accrued Assets (15 thru 25)	4,834,964.27	4,848,167.64	13,203.37
27. Regulatory Assets	0.00	0.00	0.00
28. Other Deferred Debits	134,504.60	296,294.20	161,789.60
29. Total Assets and Other Debits (5 + 14 + 26 thru 28)	25,245,434.68	25,290,736.56	45,301.88

10/08/2021 3:33:02 pm

General Ledger Financial And Operating Report Electric Distribution

Page: 2

BALANCE SHEET FOR AUG 2021

Division: 1 Electric

	Last Year	This Year	Variance
LIABILITIES AND OTHER CREDITS			
30. Memberships	0.00	0.00	0.00
31. Patronage Capital	5,250,519.93	5,245,196.23	-5,323.70
32. Operating Margins - Prior Years	2,934,619.50	3,115,083.66	180,464.16
33. Operating Margins - Current Year	409,773.13	1,187,380.21	777,607.08
34. Non-Operating Margins	110,871.69	134,397.52	23,525.83
35. Other Margins and Equities	74,951.60	77,523.32	2,571.72
36. Total Margins & Equities (30 thru 35)	8,780,735.85	9,759,580.94	978,845.09
37. Long-Term Debt - RUS (Net)	12,596,699.49	12,632,332.10	35,632.61
38. Long-Term Debt - FFB - RUS Guaranteed	0.00	0.00	0.00
39. Long-Term Debt - Other - RUS Guaranteed	0.00	0.00	0.00
40. Long-Term Debt - Other (Net)	997,413.40	954,143.56	-43,269.84
41. Long-Term Debt - RUS Econ. Devel. (Net)	0.00	0.00	0.00
42. Payments - Unapplied	0.00	0.00	0.00
43. Total Long-Term Debt (37 thru 41 - 42)	13,594,112.89	13,586,475.66	-7,637.23
44. Obligations Under Capital Leases - Noncurrent	0.00	0.00	0.00
45. Accumulated Operating Provisions	0.00	0.00	0.00
46. Total Other Noncurrent Liabilities (44 + 45)	0.00	0.00	0.00
47. Notes Payable	1,241,254.65	1,061,226.00	-180,028.65
48. Accounts Payable	958,225.80	238,928.02	-719,297.78
49. Consumers Deposits	71,375.00	75,475.00	4,100.00
50. Current Maturities Long-Term Debt	0.00	0.00	0.00
51. Current Maturities Long-Term Debt - Econ. Devel.	0.00	0.00	0.00
52. Current Maturities Capital Leases	0.00	0.00	0.00
53. Other Current and Accrued Liabilities	576,909.04	569,050.92	-7,858.12
54. Total Current & Accrued Liabilities (47 thru 53)	2,847,764.49	1,944,679.94	-903,084.55
55. Regulatory Liabilities	0.00	0.00	0.00
56. Other Deferred Credits	22,821.45	0.02	-22,821.43
57. Total Liab. & Other Credits (36+43+46+54 thru 56)	25,245,434.68	25,290,736.56	45,301.88
Current Assets To Current Liabilities	1.70	2.49	to 1
Margins and Equities To Total Assets	34.78	38.59	%
Long-Term Debt To Total Utility Plant	39.96	39.19	%

General Ledger Financial And Operating Report Electric Distribution

INCOME STATEMENT FOR AUG 2021

Division: 1 Electric

Item	-----Year - To - Date-----			-----Period - To - Date-----	
	Last Year	This Year	Budget	Current	Budget
1. Operating Revenue and Patronage Capital	5,797,723.19	5,875,184.45	5,214,994.56	870,845.22	651,874.32
2. Power Production Expense	2,966,654.87	2,900,637.20	2,531,628.32	403,917.32	316,453.54
3. Cost of Purchased Power	0.00	0.00	0.00	0.00	0.00
4. Transmission Expense	0.00	0.00	0.00	0.00	0.00
5. Regional Market Expense	0.00	0.00	0.00	0.00	0.00
6. Distribution Expense - Operation	282,836.08	181,369.37	281,165.60	16,242.67	35,145.70
7. Distribution Expense - Maintenance	104,963.02	87,685.20	87,166.32	12,775.38	10,895.79
8. Customer Accounts Expense	150,874.92	161,670.88	153,441.52	19,685.28	19,180.19
9. Customer Service and Informational Expense	0.00	0.00	0.00	0.00	0.00
10. Sales Expense	0.00	0.00	0.00	0.00	0.00
11. Administrative and General Expense	1,042,479.53	917,093.46	932,745.44	95,989.58	116,593.18
12. Total Operation & Maintenance Expense (2 thru 11)	4,547,808.42	4,248,456.11	3,986,147.20	548,610.23	498,268.40
13. Depreciation & Amortization Expense	657,469.34	646,375.26	659,694.72	82,290.50	82,461.84
14. Tax Expense - Property & Gross Receipts	0.00	0.00	0.00	0.00	0.00
15. Tax Expense - Other	6,096.06	6,310.42	5,933.28	927.72	741.66
16. Interest on Long-Term Debt	189,484.74	194,155.77	192,765.92	24,391.57	24,095.74
17. Interest Charged to Construction - Credit	0.00	0.00	0.00	0.00	0.00
18. Interest Expense - Other	32,074.80	11,699.30	26,999.92	3,294.51	3,374.99
19. Other Deductions	0.00	0.00	0.00	0.00	0.00
20. Total Cost of Electric Service (12 thru 19)	5,432,933.36	5,106,996.86	4,871,541.04	659,514.53	608,942.63
21. Patronage Capital & Operating Margins (1 minus 20)	364,789.83	768,187.59	343,453.52	211,330.69	42,931.69
22. Non Operating Margins - Interest	32,811.98	16,501.60	9,000.00	0.00	1,125.00
23. Allowance for Funds Used During Construction	0.00	0.00	0.00	0.00	0.00
24. Income (Loss) from Equity Investments	0.00	0.00	0.00	0.00	0.00
25. Non Operating Margins - Other	0.00	0.00	0.00	0.00	0.00
26. Generation and Transmission Capital Credits	0.00	0.00	0.00	0.00	0.00
27. Other Capital Credits and Patronage Dividends	44,983.30	70,019.73	47,666.56	0.00	5,958.32
28. Extraordinary Items	0.00	349,172.89	0.00	0.00	0.00
29. Patronage Capital or Margins (21 thru 28)	442,585.11	1,203,881.81	400,120.08	211,330.69	50,015.01
Operating - Margin	409,773.13	1,187,380.21	391,120.08	211,330.69	48,890.01
Non Operating - Margin	32,811.98	16,501.60	9,000.00	0.00	1,125.00
Times Interest Earned Ratio - Operating	2.93	4.96			
Times Interest Earned Ratio - Net	3.34	7.20			
Times Interest Earned Ratio - Modified	3.10	6.84			

NUSHAGAK ELECTRIC & TELEPHONE COOPERATIVE, INC

Revenues from Vitus Fuel Pump

	2020	2021	Increase/(Decrease)
January	\$ 27,610.60	\$ 33,311.86	\$ 5,701.26
February	32,658.01	27,120.03	(5,537.98)
March	26,682.98	26,135.76	(547.22)
April	31,179.12	30,680.35	(498.77)
May	21,983.55	23,588.09	1,604.54
June	15,325.59	32,660.16	17,334.57
July	28,904.75	42,838.90	13,934.15
August	28,514.44	21,029.53	(7,484.91)
September	41,937.25		(41,937.25)
October	37,299.50		(37,299.50)
November	42,623.90		(42,623.90)
December	24,634.70		(24,634.70)
Sub Total	\$ 359,354.39	\$ 237,364.68	

Taxes Paid

Total

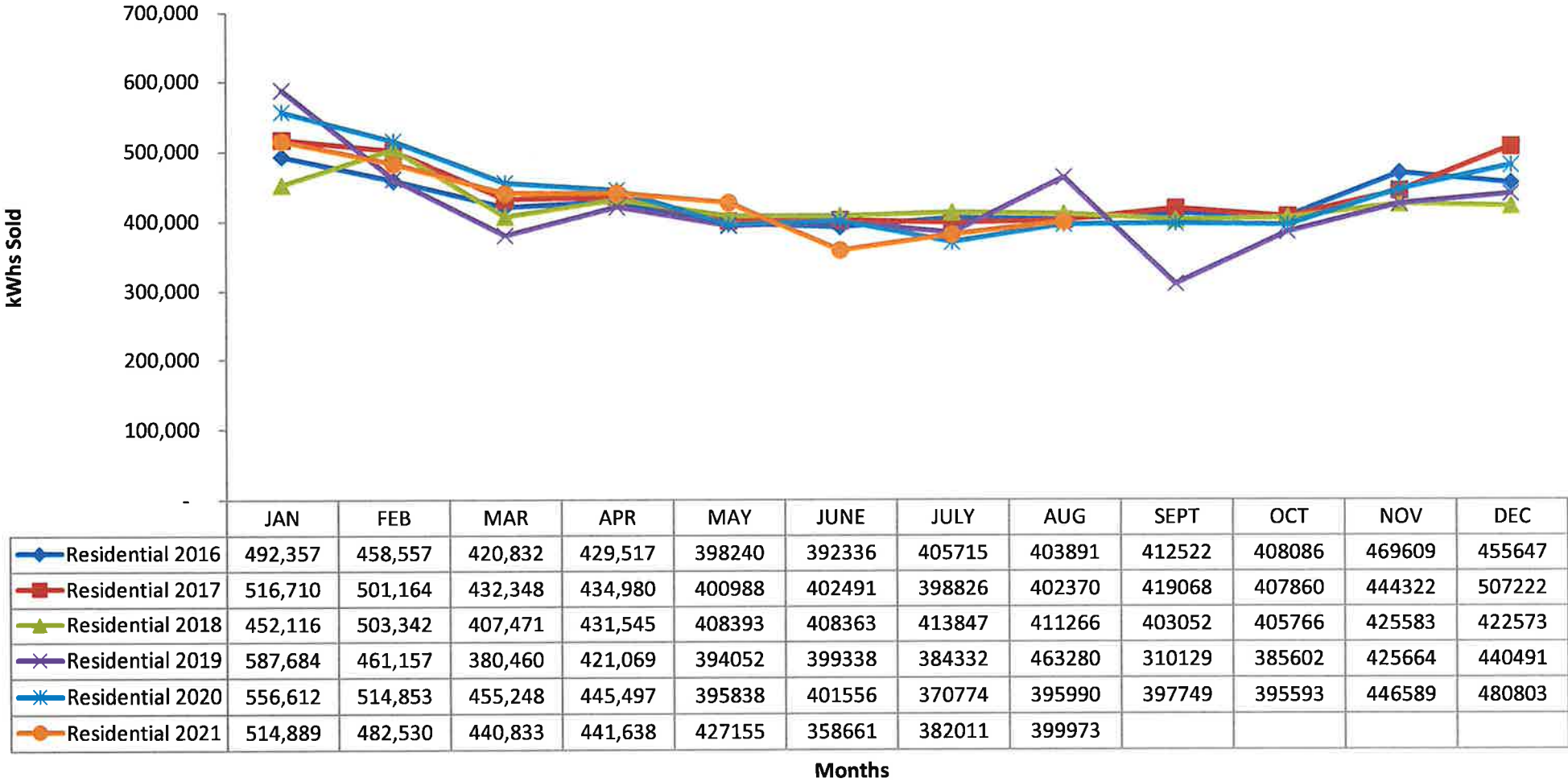
**Rate of ULSD - Diesel and RUL - Unleaded Gas is @.2576 per gallon or at inflation rate

**Boat transfer rate is @.1016 per gallon

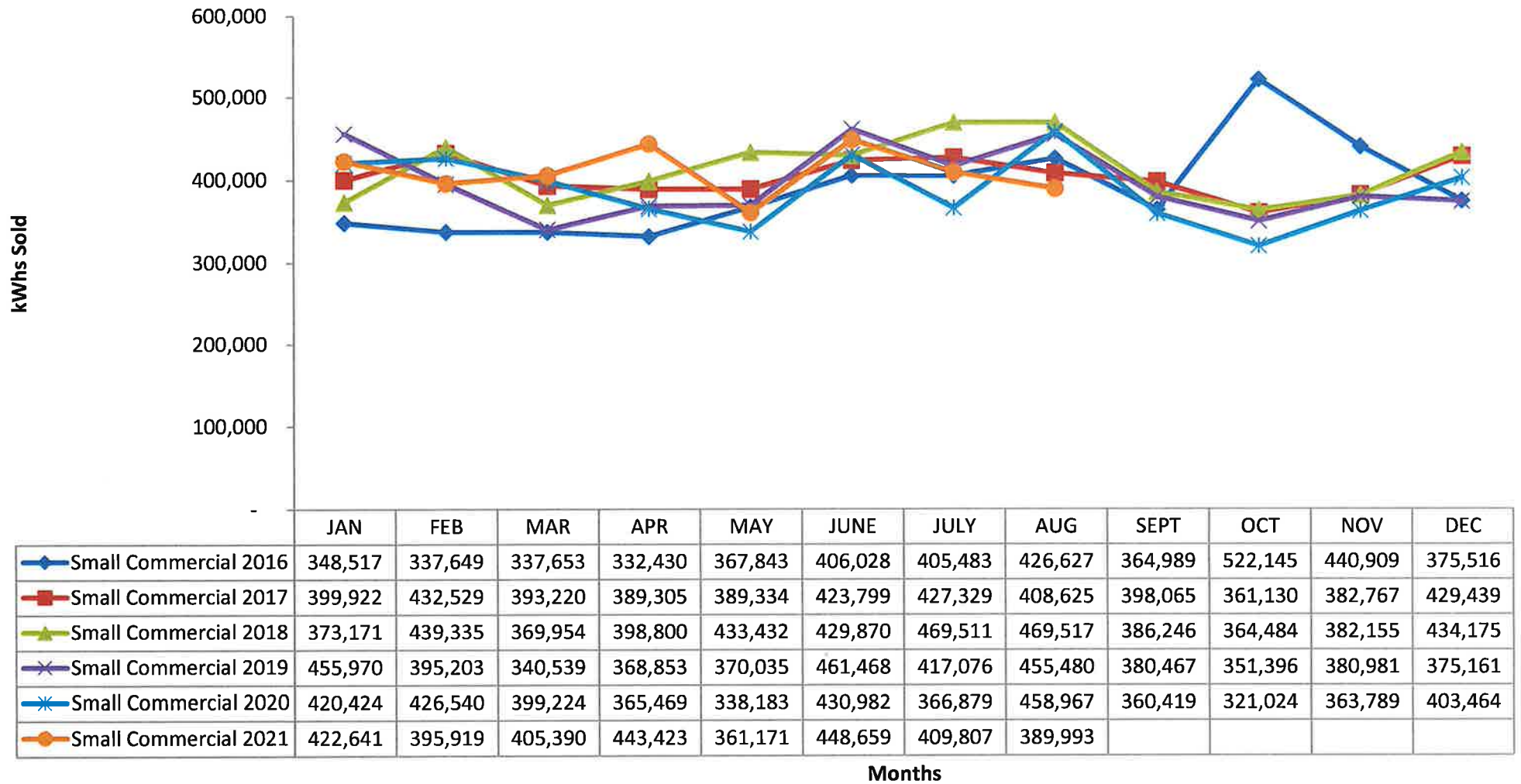
Revenues from Supplemental Heat Billing

	2020	2021	Increase/(Decrease)
January	\$ 11,229.65	\$ 12,431.96	\$ 1,202.31
February	16,453.99	11,564.82	(4,889.17)
March	16,146.89	12,064.18	(4,082.71)
April	14,365.29	13,697.47	(667.82)
May	10,694.26	14,516.09	3,821.83
June	7,113.54	11,695.20	4,581.66
July	6,255.73	7,621.37	1,365.64
August	4,659.53	6,494.61	1,835.08
September	4,659.53		(4,659.53)
October	15,592.06		(15,592.06)
November	8,202.88		(8,202.88)
December	12,123.90		(12,123.90)
Total	\$ 127,497.25	\$ 90,085.70	

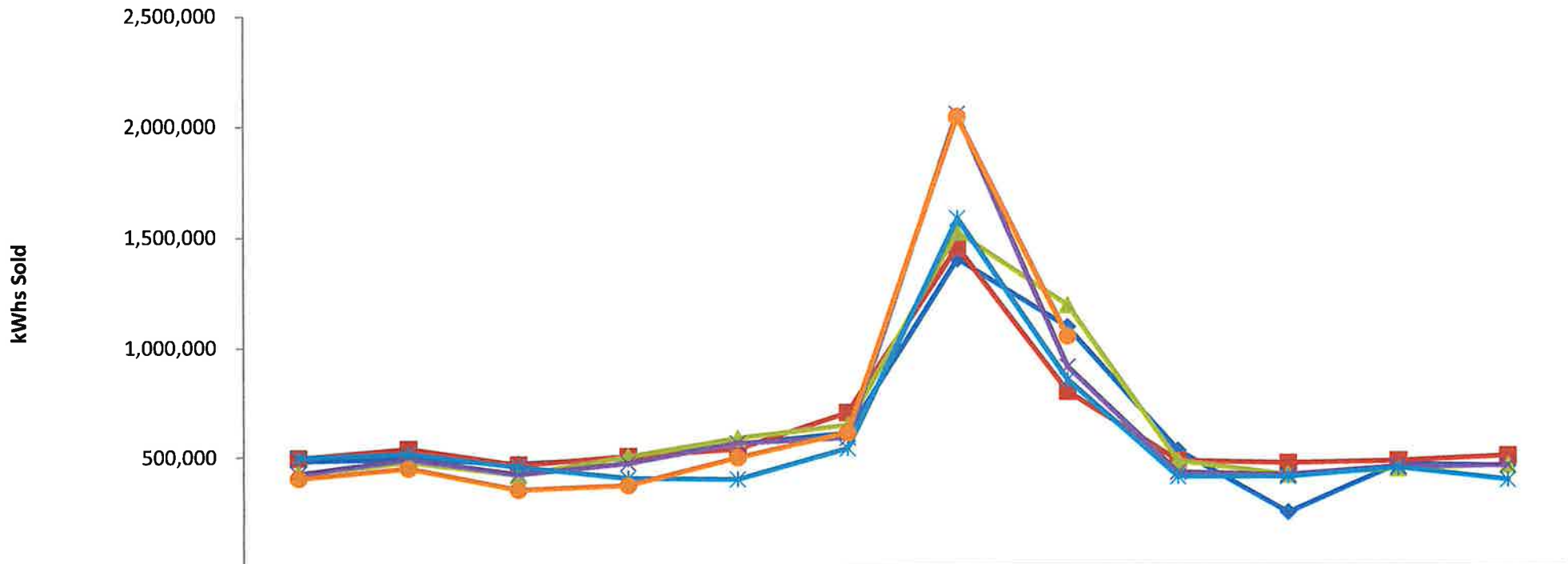
Residential



Small Commercial



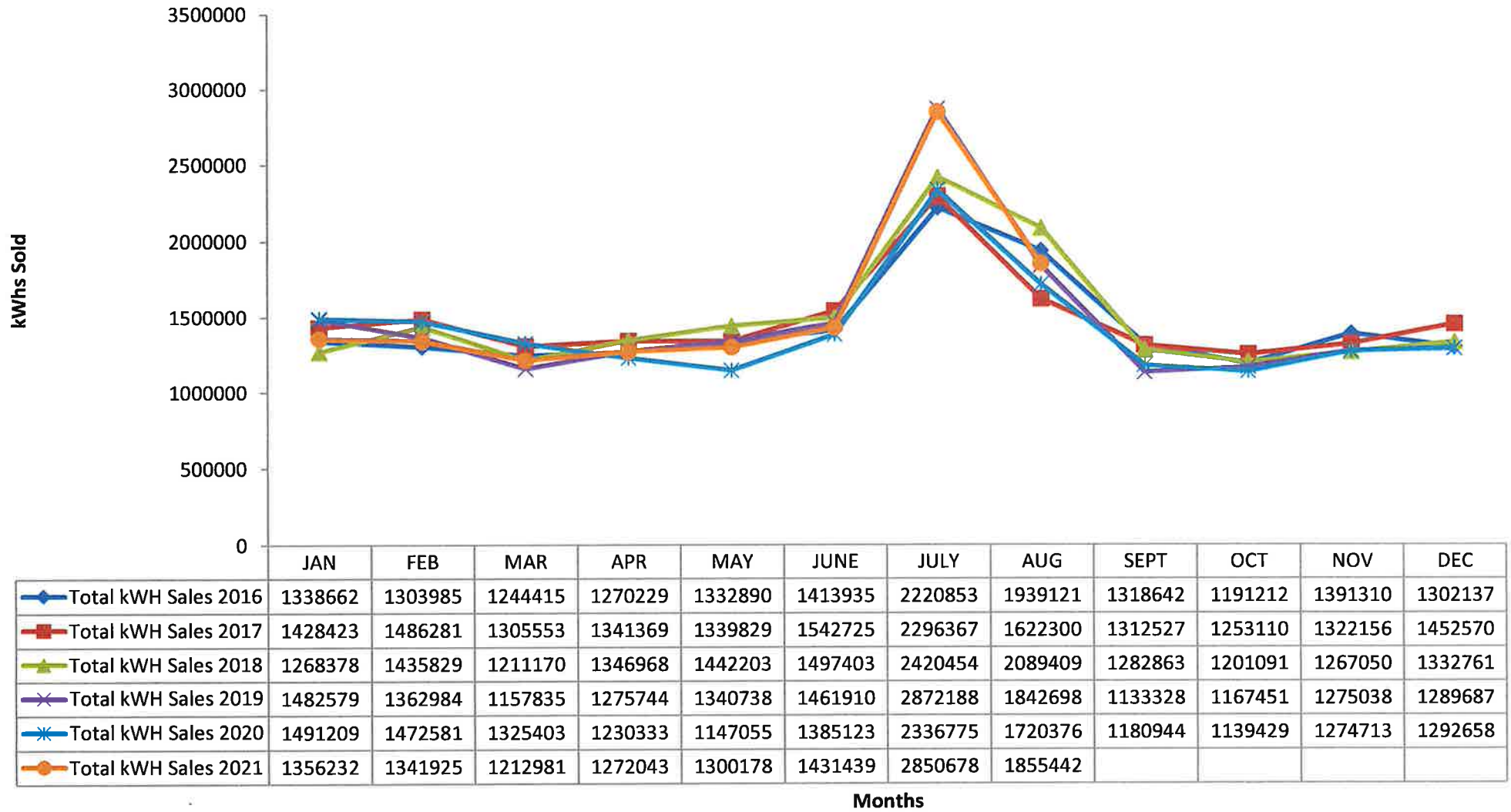
Large Power



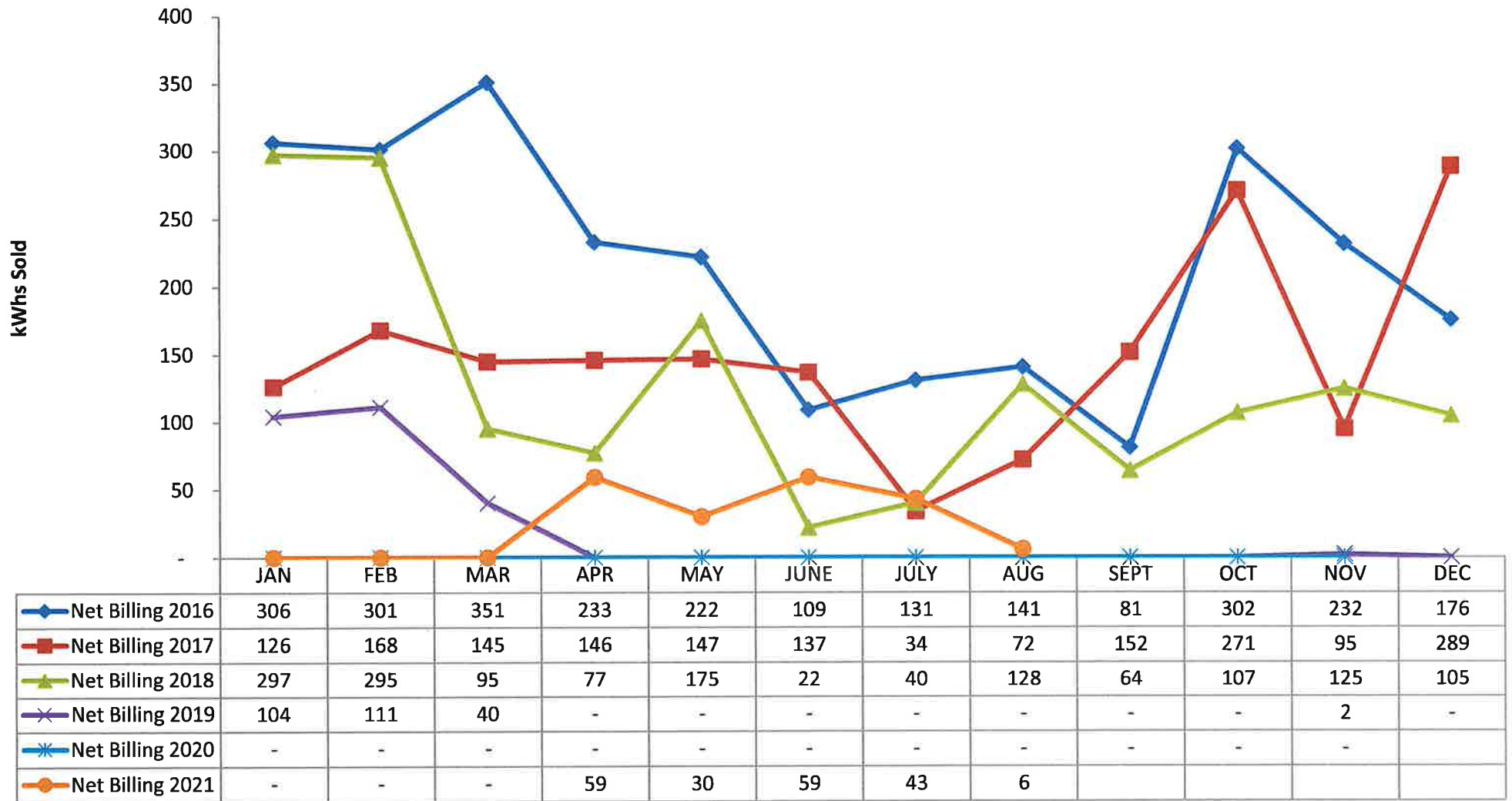
	JAN	FEB	MAR	APR	MAY	JUNE	JULY	AUG	SEPT	OCT	NOV	DEC
◆ Large Power 2016	480,897	490,789	469,115	491,519	556,324	605,201	1,399,263	1,091,782	524,198	243,902	463,783	454,030
■ Large Power 2017	494,897	535,652	463,072	500,170	532,592	699,567	1,453,372	794,229	478,425	466,926	478,001	500,313
▲ Large Power 2018	425,823	475,886	416,679	499,575	583,223	642,214	1,520,096	1,191,538	476,541	413,849	442,311	458,891
✕ Large Power 2019	421,804	489,571	419,854	468,946	559,775	584,190	2,053,866	907,024	425,847	413,568	451,583	457,225
✱ Large Power 2020	497,363	514,444	454,112	402,548	396,215	535,691	1,582,274	848,571	405,796	405,973	447,571	391,627
● Large Power 2021	401,938	446,712	349,928	370,152	495,022	607,313	2,041,837	1,048,490				

Months

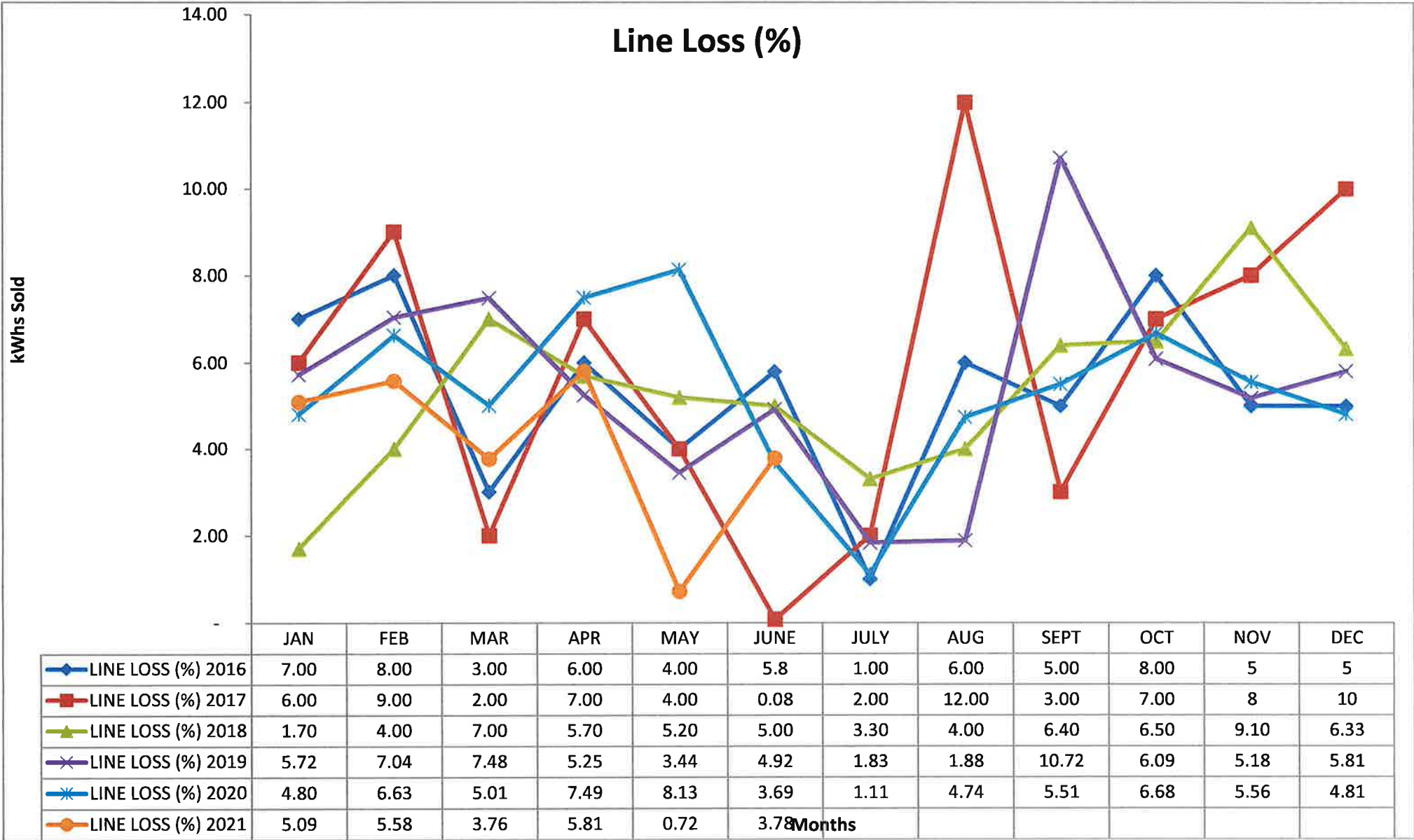
Total kWh



Net Billing



Months



DIVISION 2
TELEPHONE

10/08/2021 3:33:40 pm

General Ledger

RUS Form 479

Page: 1

BALANCE SHEET FOR AUG 2021

Division: 2 Telephone

	<u>Last Year</u>	<u>This Year</u>	<u>Variance</u>
ASSETS			
Current Assets			
1. Cash and Equivalents	2,610,370.90	1,034,259.75	-1,576,111.15
2. Cash-RUS Construction Fund	0.00	0.00	0.00
3. Affiliates:			
a. Telecom, Accounts Receivable	78,660.58	122,532.12	43,871.54
b. Other Accounts Receivable	304,454.45	316,134.16	11,679.71
c. Notes Receivable	997,413.40	954,143.56	-43,269.84
4. Non-Affiliates:			
a. Telecom, Accounts Receivable	0.00	0.00	0.00
b. Other Accounts Receivable	0.00	0.00	0.00
c. Notes Receivable	0.00	0.00	0.00
5. Interest and Dividends Receivable	0.00	0.00	0.00
6. Material-Regulated	1,751,014.28	657,983.12	-1,093,031.16
7. Material-Nonregulated	-2,653.55	8,271.64	10,925.19
8. Prepayments	60,284.03	39,882.17	-20,401.86
9. Other Current Assets	0.00	0.00	0.00
10. Total Current Assets (1 thru 9)	<u>5,799,544.09</u>	<u>3,133,206.52</u>	<u>-2,666,337.57</u>
Noncurrent Assets			
11. Investments in Affiliated Companies			
a. Rural Development	0.00	0.00	0.00
b. Nonrural Development	0.00	0.00	0.00
12. Other Investments			
a. Rural Development	0.00	0.00	0.00
b. Nonrural Development	561,532.10	634,100.22	72,568.12
13. Nonregulated Investments	18,535.82	18,535.82	0.00
14. Other Noncurrent Assets	0.00	0.00	0.00
15. Deferred Charges	0.00	0.00	0.00
16. Jurisdictional Differences	0.00	0.00	0.00
17. Total Noncurrent Assets (11 thru 16)	<u>580,067.92</u>	<u>652,636.04</u>	<u>72,568.12</u>
Plant, Property, and Equipment			
18. Telecom, Plant-in-Service	15,407,846.83	23,902,395.28	8,494,548.45
19. Property Held for Future Use	0.00	0.00	0.00
20. Plant Under Construction	8,439,853.21	3,387,202.47	-5,052,650.74
21. Plant Adj., Nonop. Plant & Goodwill	0.00	0.00	0.00

10/08/2021 3:33:40 pm

General Ledger RUS Form 479

Page: 2

BALANCE SHEET FOR AUG 2021

Division: 2 Telephone

	Last Year	This Year	Variance
22. Less Accumulated Depreciation	-13,127,506.42	-13,638,628.88	-511,122.46
23. Net Plant (18 thru 21 less 22)	10,720,193.62	13,650,968.87	2,930,775.25
24. Total Assets (10 + 17 + 23)	17,099,805.63	17,436,811.43	337,005.80

LIABILITIES AND STOCKHOLDERS' EQUITY

Current Liabilities

25. Accounts Payable	1,538,423.23	-2,538.67	-1,540,961.90
26. Notes Payable	7,365,100.46	8,320,778.44	955,677.98
27. Advance Billings and Payments	0.00	0.00	0.00
28. Customer Deposits	155,727.00	149,677.00	-6,050.00
29. Current Mat. L/T Debt	0.00	0.00	0.00
30. Current Mat. L/T Debt - Rur. Dev.	0.00	0.00	0.00
31. Current Mat. - Capital Leases	0.00	0.00	0.00
32. Income Taxes Accrued	0.00	0.00	0.00
33. Other Taxes Accrued	41,182.56	51,631.38	10,448.82
34. Other Current Liabilities	55,589.53	56,426.54	837.01
35. Total Current Liabilities (25 thru 34)	9,156,022.78	8,575,974.69	-580,048.09

Long-Term Debt

36. Funded Debt - RUS Notes	0.00	0.00	0.00
37. Funded Debt - RTB Notes	0.00	0.00	0.00
38. Funded Debt - FFB Notes	0.00	0.00	0.00
39. Funded Debt - Other	0.00	0.00	0.00
40. Funded Debt - Rural Develop. Loan	0.00	0.00	0.00
41. Premium (Discount) on L/T Debt	0.00	0.00	0.00
42. Recquired Debt	0.00	0.00	0.00
43. Obligations Under Capital Lease	0.00	0.00	0.00
44. Adv. From Affiliated Companies	0.00	0.00	0.00
45. Other Long-Term Debt	0.00	0.00	0.00
46. Total Long-Term Debt (36 thru 45)	0.00	0.00	0.00

Other Liability and Deferred Credits

47. Other Long-Term Liabilities	0.00	0.00	0.00
48. Other Deferred Credits	0.00	0.00	0.00
49. Other Jurisdictional Differences	0.00	0.00	0.00
50. Total Other Liab. and Def. Credits (47 thru 49)	0.00	0.00	0.00

Equity

10/08/2021 3:33:40 pm

General Ledger RUS Form 479

Page: 3

BALANCE SHEET FOR AUG 2021

Division: 2 Telephone

	<u>Last Year</u>	<u>This Year</u>	<u>Variance</u>
51. Cap. Stock Outstand. & Subscribed	0.00	0.00	0.00
52. Additional Paid-in Capital	0.00	0.00	0.00
53. Treasury Stock	0.00	0.00	0.00
54. Membership and Cap. Certificates	0.00	0.00	0.00
55. Other Capital	17,193.26	18,528.21	1,334.95
56. Patronage Capital Credits	7,351,641.39	7,994,950.28	643,308.89
57. Retained Earnings or Margins	<u>574,948.20</u>	<u>847,358.25</u>	<u>272,410.05</u>
58. Total Equity (51 thru 57)	<u>7,943,782.85</u>	<u>8,860,836.74</u>	<u>917,053.89</u>
59. Total Liabilities and Equity (35 + 46 + 50 + 58)	<u><u>17,099,805.63</u></u>	<u><u>17,436,811.43</u></u>	<u><u>337,005.80</u></u>

10/08/2021 3:33:39 pm

General Ledger RUS Form 479

Page: 1

INCOME STATEMENT FOR AUG 2021

Division: 2 Telephone

Item	-----Year - To - Date-----			-----Period - To - Date-----	
	Last Year	This Year	Budget	Current	Budget
1. Local Network Services Revenue	330,024.79	327,303.39	327,540.08	40,779.61	40,942.51
2. Network Access Services Revenue	1,806,750.75	1,857,654.37	1,885,326.00	308,511.91	235,665.75
3. Long Distance Network Services Revenues	0.00	0.00	0.00	0.00	0.00
4. Carrier Billing and Collection Revenues	0.00	0.00	0.00	0.00	0.00
5. Miscellaneous Revenues	9,523.17	584,573.81	648,497.44	88,659.82	81,062.18
6. Uncollectible Revenues	0.00	0.00	0.00	0.00	0.00
7. Net Operating Revenues (1 thru 5 less 6)	2,146,298.71	2,769,531.57	2,861,363.52	437,951.34	357,670.44
8. Plant Specific Operations Expense	756,691.16	815,009.58	746,197.28	84,106.00	93,274.66
9. Plant Nonspecific Operations Expense	303,024.42	313,375.31	322,665.52	39,408.37	40,333.19
10. Depreciation Expense	265,389.95	473,750.97	479,122.64	61,297.68	59,890.33
11. Amortization Expense	0.00	0.00	0.00	0.00	0.00
12. Customer Operations Expense	175,853.05	160,082.81	167,966.08	22,479.85	20,995.76
13. Corporate Operations Expense	578,076.77	510,562.74	539,459.60	61,879.76	67,432.45
14. Total Operating Expenses (8 thru 13)	2,079,035.35	2,272,781.41	2,255,411.12	269,171.66	281,926.39
15. Operating Income or Margins (7 less 14)	67,263.36	496,750.16	605,952.40	168,779.68	75,744.05
16. Other Operating Income and Expenses	0.00	0.00	0.00	0.00	0.00
17. State and Local Taxes	0.00	0.00	0.00	0.00	0.00
18. Federal Income Taxes	0.00	0.00	0.00	0.00	0.00
19. Other Taxes	42,751.54	56,893.49	43,333.20	5,831.37	5,416.65
20. Total Operating Taxes (17 + 18 + 19)	42,751.54	56,893.49	43,333.20	5,831.37	5,416.65
21. Net Operating Income or Margins (15 + 16 - 20)	24,511.82	439,856.67	562,619.20	162,948.31	70,327.40
22. Interest on Funded Debt	1.28	180,254.05	199,999.20	22,237.94	24,999.90
23. Interest Expense - Capital Leases	0.00	0.00	0.00	0.00	0.00
24. Other Interest Expense	0.00	0.00	0.00	0.00	0.00
25. Allowance For Funds Used During Construction	176,933.29	0.00	0.00	0.00	0.00
26. Total Fixed Charges (22 + 23 + 24 - 25)	176,934.57	180,254.05	199,999.20	22,237.94	24,999.90
27. Nonoperating Net Income	28,292.95	26,834.58	27,333.20	3,192.64	3,416.65
28. Extraordinary Items	12,761.15	68,731.65	5,666.64	0.00	708.33
29. Jurisdictional Differences	0.00	0.00	0.00	0.00	0.00
30. Nonregulated Net Income	43,317.02	63,679.22	42,466.48	3,988.61	5,308.31
31. Total Net Income or Margins (21+27+28+29+30-26)	-68,051.63	418,848.07	438,086.32	147,891.62	54,760.79

General Ledger
RUS Form 479

INCOME STATEMENT FOR AUG 2021

Division: 2 Telephone

Item	Year - To - Date			Period - To - Date	
	Last Year	This Year	Budget	Current	Budget
32. Total Taxes Based on Income	0.00	0.00	0.00	0.00	0.00
33. Retained Earnings or Margins Beginning-of-Year	0.00	0.00	0.00	0.00	0.00
34. Miscellaneous Credits Year-to-Date	0.00	0.00	0.00	0.00	0.00
35. Dividends Declared (Common)	0.00	0.00	0.00	0.00	0.00
36. Dividends Declared (Preferred)	0.00	0.00	0.00	0.00	0.00
37. Other Debits Year-to-Date	0.00	0.00	0.00	0.00	0.00
38. Transfers to Patronage Capital	0.00	0.00	0.00	0.00	0.00
39. Ret. Earnings/Margins [(31+33+34)-(35+36+37+38)]	-68,051.63	418,848.07	438,086.32	147,891.62	54,760.79
40. Patronage Capital Beginning-of-Year	0.00	0.00	0.00	0.00	0.00
41. Transfers to Patronage Capital	0.00	0.00	0.00	0.00	0.00
42. Patronage Capital Credits Retired	0.00	0.00	0.00	0.00	0.00
43. Patronage Capital End-of-Year (40+41+42)	0.00	0.00	0.00	0.00	0.00
44. Annual Debt Service Payments	0.00	0.00	0.00	0.00	0.00
45. Cash Ratio[(14+20-10-11)/7]	-0.86	-0.67	-0.64	-4.24	-0.64
46. Operating Accrual Ratio [(14+20+26)/7]	-1.07	-0.91	-0.87	-0.68	-0.87
47. TIER [(31+26)/26]	0.62	3.32	3.19	7.65	3.19
48. DSCR [(31+26+10+11)/44]	0.00	0.00	0.00	0.00	0.00

DIVISION 3
CABLE TV/INTERNET

10/08/2021 3:34:20 pm

Page: 1

General Ledger General Financial Statement

BALANCE SHEET FOR AUG 2021

Division: 3 Cable/TV/Internet

	<u>Last Year</u>	<u>This Year</u>	<u>Variance</u>
ASSETS			
Current Assets			
1. Cash and Equivalents	395,957.43	911,330.58	515,373.15
2. Temporary Investments	0.00	0.00	0.00
3. Receivables	78,688.45	-23,902.38	-102,590.83
4. Supplies	30,877.49	36,934.09	6,056.60
5. Prepayments and Deferred Taxes	2,320.04	1,324.14	-995.90
6. Other Current Assets	0.00	0.00	0.00
7. Total Current Assets (1 thru 6)	507,843.41	925,686.43	417,843.02
Noncurrent Assets			
8. Noncurrent Assets	0.00	0.00	0.00
9. Total Noncurrent Assets	0.00	0.00	0.00
Telephone Plant Under Construction			
10. Telephone Plant Under Construction	62,272.32	59,349.67	-2,922.65
11. Total Telephone Plant Under Construction	62,272.32	59,349.67	-2,922.65
Net Operating Plant			
12. Operating Plant Accounts	2,699,672.56	2,758,805.52	59,132.96
13. Reserve for Depreciation	-1,999,014.38	-2,395,212.44	-396,198.06
14. Total Net Operating Plant (12 thru 13)	700,658.18	363,593.08	-337,065.10
Amortizable Assets			
15. Organizational - Intangibles	0.00	0.00	0.00
16. Accumulated Amortization	0.00	0.00	0.00
17. Total Amortizable Assets (15 thru 16)	0.00	0.00	0.00
18. TOTAL ASSETS (7 + 9 + 11 + 14 + 17)	1,270,773.91	1,348,629.18	77,855.27

10/08/2021 3:34:20 pm

Page: 2

General Ledger General Financial Statement

BALANCE SHEET FOR AUG 2021

Division: 3 Cable/TV/Internet

	Last Year	This Year	Variance
LIABILITIES AND EQUITY			
Current Liabilities			
19. Accounts Payable	0.00	0.00	0.00
20. Advanced Billing and Prepayments	0.00	0.00	0.00
21. Customer Deposits	0.00	0.00	0.00
22. Maturities	0.00	0.00	0.00
23. Accrued Taxes	0.00	0.00	0.00
24. Other Current Liabilities	0.00	0.00	0.00
25. Other Long-Term Liabilities Payable	0.00	0.00	0.00
26. Total Current Liabilities (19 thru 25)	0.00	0.00	0.00
Long Term Debt			
27. Long Term Debt	0.00	0.00	0.00
28. Total Long Term Debt	0.00	0.00	0.00
Other Liabilities and Deferred Credits			
29. Other Liabilities and Deferred Credits	-548.51	-120.55	427.96
30. Total Other Liabilities and Deferred Credits	-548.51	-120.55	427.96
Stockholder's Equity			
31. Stockholder's Equity	1,009,710.66	1,223,350.83	213,640.17
32. Net Income	261,611.76	125,398.90	-136,212.86
33. Total Stockholder's Equity (31 thru 32)	1,271,322.42	1,348,749.73	77,427.31
34. TOTAL LIABILITIES AND EQUITY (26 + 28 + 30 + 33)	1,270,773.91	1,348,629.18	77,855.27

10/08/2021 3:34:20 pm

General Ledger General Financial Statement

Page: 1

INCOME STATEMENT FOR AUG 2021

Division: 3 Cable/TV/Internet

Item	Year - To - Date				Period - To - Date			
	This Year	Budget	Difference	Var %	Current	Budget	Difference	Var %
OPERATING REVENUES								
1. Local Network Services	0.00	0.00	0.00	0.00	0.00	0.00	0.00	0.00
2. Network Access Services	0.00	0.00	0.00	0.00	0.00	0.00	0.00	0.00
3. Long Distance Revenues	0.00	0.00	0.00	0.00	0.00	0.00	0.00	0.00
4. Miscellaneous Revenues	1,457,089.39	1,304,168.32	152,921.07	11.73	182,247.01	163,021.04	19,225.97	11.79
5. Uncollectable Revenues	0.00	0.00	0.00	0.00	0.00	0.00	0.00	0.00
6. Total Operating Revenues (1 thru 5)	1,457,089.39	1,304,168.32	152,921.07	11.73	182,247.01	163,021.04	19,225.97	11.79
OPERATING EXPENSES								
7. Plant Specific Expenses	0.00	0.00	0.00	0.00	0.00	0.00	0.00	0.00
8. Plant Non-Specific Expenses	0.00	0.00	0.00	0.00	0.00	0.00	0.00	0.00
9. Depreciation	184,031.68	42,722.48	141,309.20	330.76	23,003.96	5,340.31	17,663.65	330.76
10. Customer Operations Expense	188,270.73	189,165.84	-895.11	-0.47	22,463.50	23,645.73	-1,182.23	-5.00
11. Corporate Operations Expense	959,388.08	371,865.60	587,522.48	157.99	110,802.35	46,483.20	64,319.15	138.37
12. Total Operating Expenses (7 thru 11)	1,331,690.49	603,753.92	727,936.57	120.57	156,269.81	75,469.24	80,800.57	107.06
OPERATIONS INCOME								
13. Operating Revenues	1,457,089.39	1,304,168.32	152,921.07	11.73	182,247.01	163,021.04	19,225.97	11.79
14. Operating Expenses	1,331,690.49	603,753.92	727,936.57	120.57	156,269.81	75,469.24	80,800.57	107.06
15. Total Operations Income (13 - 14)	125,398.90	700,414.40	-575,015.50	-82.10	25,977.20	87,551.80	-61,574.60	-70.33
OTHER OPERATING INCOME/EXPENSE								
16. Other Operating Income/Expense	0.00	0.00	0.00	0.00	0.00	0.00	0.00	0.00
17. Total Other Operating Income/Expense	0.00	0.00	0.00	0.00	0.00	0.00	0.00	0.00
OPERATING TAXES								
18. Operating Taxes	0.00	0.00	0.00	0.00	0.00	0.00	0.00	0.00
19. Total Operating Taxes	0.00	0.00	0.00	0.00	0.00	0.00	0.00	0.00

10/08/2021 3:34:20 pm

General Ledger General Financial Statement

Page: 2

INCOME STATEMENT FOR AUG 2021

Division: 3 Cable/TV/Internet

Item	Year - To - Date				Period - To - Date			
	This Year	Budget	Difference	Var %	Current	Budget	Difference	Var %
NET OPERATING INCOME								
20. Operating Revenues	1,457,089.39	1,304,168.32	152,921.07	11.73	182,247.01	163,021.04	19,225.97	11.79
21. Operating Expenses	1,331,690.49	603,753.92	727,936.57	120.57	156,269.81	75,469.24	80,800.57	107.06
22. Other Operating Income/Expense	0.00	0.00	0.00	0.00	0.00	0.00	0.00	0.00
23. Operating Taxes	0.00	0.00	0.00	0.00	0.00	0.00	0.00	0.00
24. Total Net Operating Income (20 - 21 + 22 - 23)	125,398.90	700,414.40	-575,015.50	-82.10	25,977.20	87,551.80	-61,574.60	-70.33
NON-OPERATING INCOME								
25. Non-Operating Income/Expense	0.00	0.00	0.00	0.00	0.00	0.00	0.00	0.00
26. Non-Operating Taxes	0.00	0.00	0.00	0.00	0.00	0.00	0.00	0.00
27. Non-Operating Interest and Related Items	0.00	0.00	0.00	0.00	0.00	0.00	0.00	0.00
28. Other Interest and Fixed Charges	0.00	0.00	0.00	0.00	0.00	0.00	0.00	0.00
29. Extraordinary Items	0.00	0.00	0.00	0.00	0.00	0.00	0.00	0.00
30. Non-Regulated Income	0.00	0.00	0.00	0.00	0.00	0.00	0.00	0.00
31. Non-Regulated Tax	0.00	0.00	0.00	0.00	0.00	0.00	0.00	0.00
32. Total Non-Operating Income/Expense (25 thru 30)	0.00	0.00	0.00	0.00	0.00	0.00	0.00	0.00
33. TOTAL NET INCOME/LOSS (24 + 32)	125,398.90	700,414.40	-575,015.50	-82.10	25,977.20	87,551.80	-61,574.60	-70.33